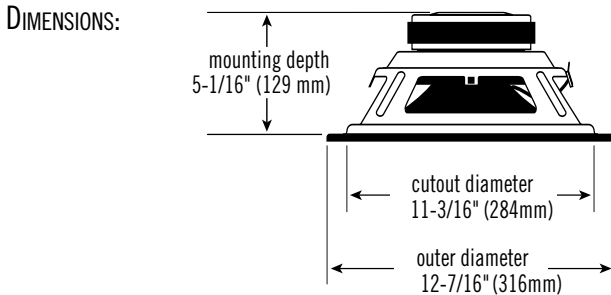


SPECIFICATIONS

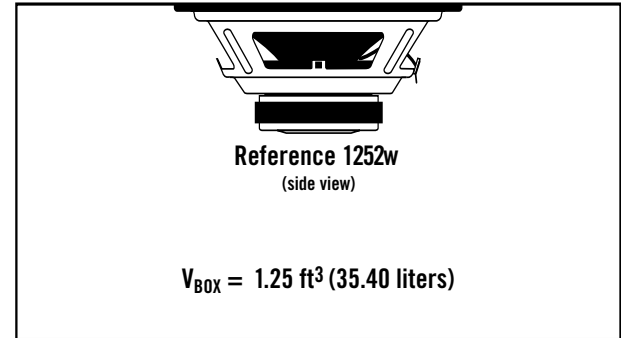
DIAMETER: 12" (300mm)
 SENSITIVITY (2.83 V @ 1 m): 93 dB
 POWER HANDLING: 300 W_{RMS} 1200 W_{PEAK}
 FREQUENCY RESPONSE: 23 ~ 400 Hz
 NOMINAL IMPEDANCE: 2 or 8Ω
 VOICE-COIL DIAMETER: 2.0" (51.0 mm)



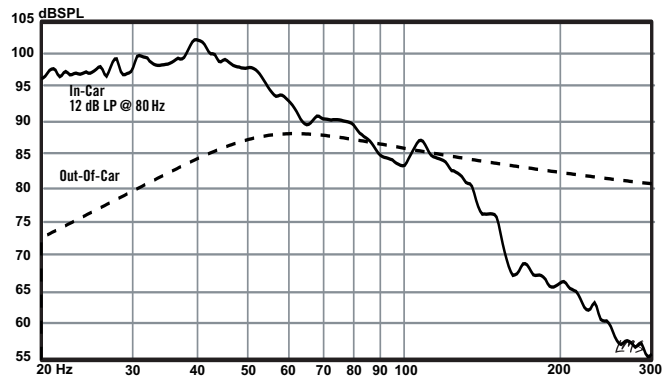
THIELE-SMALL PARAMETERS

VOICE COIL DC RESISTANCE: R_{EVC} (OHMS) 1.85
 VOICE COIL INDUCTANCE @ 1 kHz: L_{EVC} (MH) 1.12
 DRIVER RADIATING AREA: S_D (IN²) 82.46
 S_D (M²) 532.00
 MOTOR FORCE FACTOR: BL (TM) 9.76
 COMPLIANCE VOLUME: V_{AS} (FT³) 3.48
 V_{AS} (LITERS) 98.64
 SUSPENSION COMPLIANCE: C_{MS} (μM/N) 244.00
 MOVING MASS, AIR LOAD: M_{MS} (GRAMS) 176.80
 MOVING MASS, DIAPHRAGM: M_{MD} (GRAMS) 169.75
 FREE-AIR RESONANCE: F_S (Hz) 24.23
 MECHANICAL Q: Q_{MS} 6.63
 ELECTRICAL Q: Q_{ES} 0.52
 TOTAL Q: Q_{TS} 0.48
 MAGNETIC-GAP HEIGHT: H_{AG} (IN) 3/8
 H_{AG} (MM) 9.00
 VOICE-COIL HEIGHT: H_{VC} (IN) 1-11/16
 H_{VC} (MM) 43
 MAXIMUM EXCURSION: X_{MAX} (IN) 1/2
 X_{MAX} (MM) 12.50

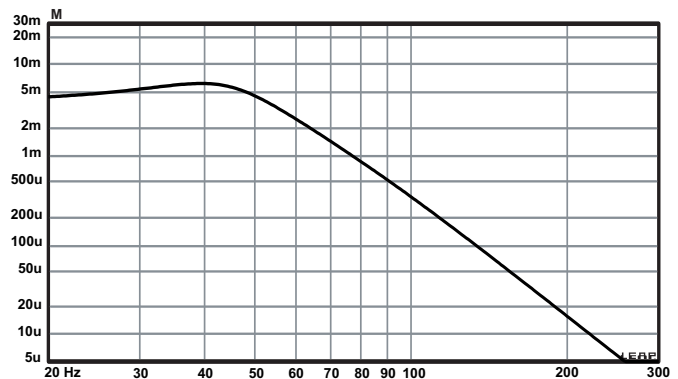
**SEALED BOX VOLUME
(INCLUDES DRIVER DISPLACEMENT)**



**SEALED ENCLOSURE
FREQUENCY RESPONSE @ 2.83 V**



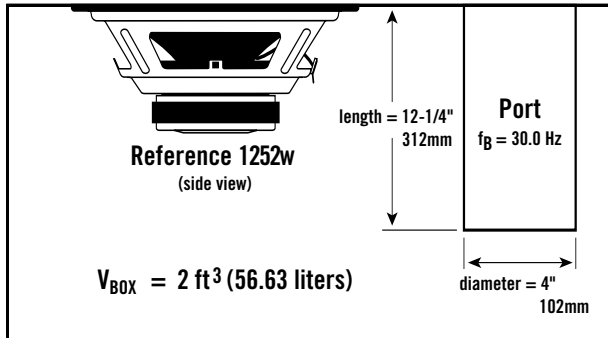
**SEALED ENCLOSURE CONE
EXCURSION @ 300 W**



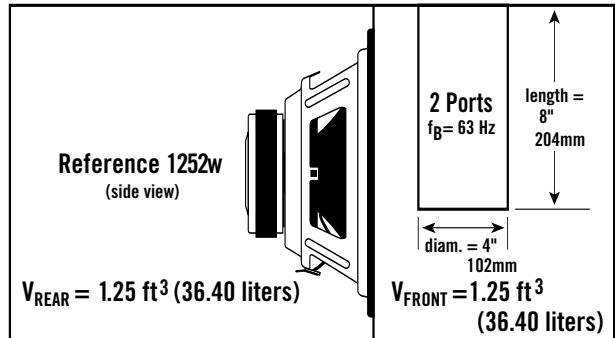
Infinity *Reference 1252w 12" Woofer – Technical Data*

CAR AUDIO

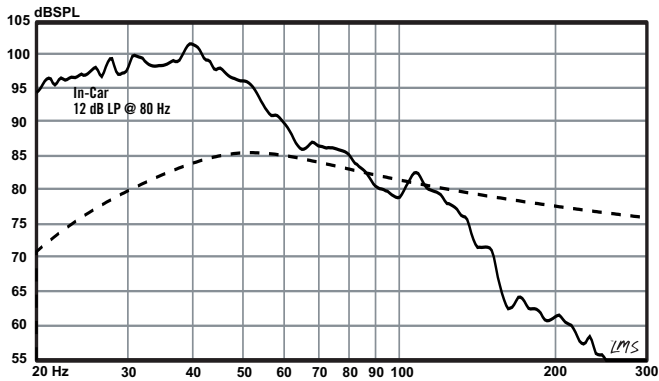
VENTED BOX VOLUME (INCLUDES DRIVER/PORT DISPLACEMENTS)



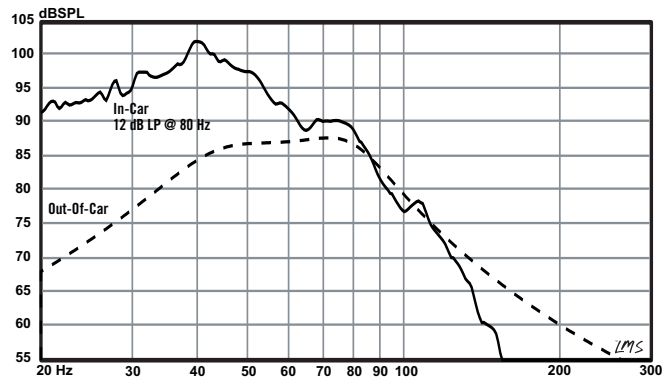
BANDPASS BOX VOLUME (INCLUDES DRIVER/PORT DISPLACEMENTS)



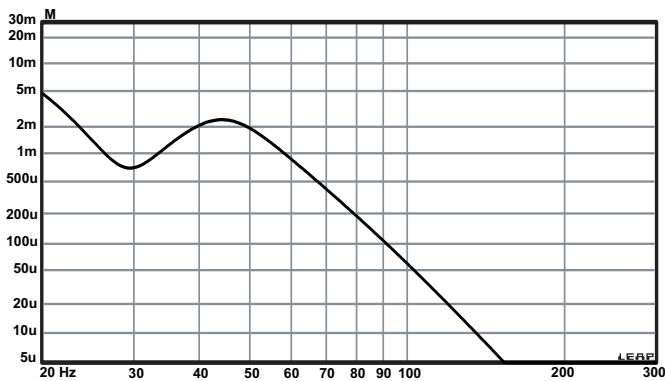
VENTED ENCLOSURE FREQUENCY RESPONSE @ 2.83 V



BANDPASS ENCLOSURE FREQUENCY RESPONSE @ 2.83 V



VENTED ENCLOSURE CONE EXCURSION @ 300 W



BANDPASS ENCLOSURE CONE EXCURSION @ 300 W

